

POLIPI POT M

I - Benna idraulica a polipo ideata per la movimentazione di massi e rocce

GB - Polyp-grab created for rocks handling

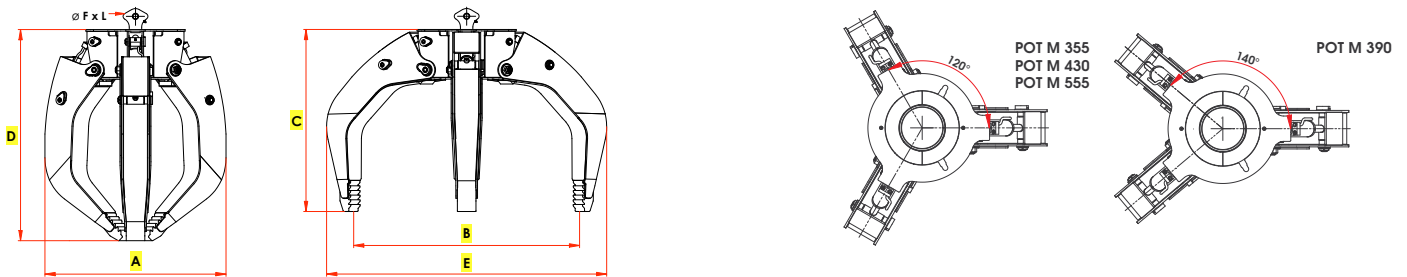
D- Drei-Schalen-Greifer für Gesteinblöcke, Geröll und Felsen

F - Grappin conçu pour le mouvement et le tri de pierres, roches et blocs

E - Pulpo diseñado para el manejo de los cantos rodados y rocas





DISEGNO TECNICO / TECHNICAL DRAWING



Portata gru a braccio sfilato / Lifting capacity at the end of boom



Peso escavatore / Excavator weight

Modello Type	Denti Teeth	Capacità Capacity	Portata Load	Peso Weight	Pressione Pressure	Portata olio Oil flow			A	B	C	D	E	FxL
	nr.	Lt	kg	kg	Max bar	Lt/min	Ton.	Ton.	mm	mm	mm	mm	mm	mm
POT M 355/3	3	355	3000	420	250	50	1,0-2,0	7,0-12	1250	1650	1180	1360	1980	32x80
POT M 390/3	3	390	3500	440	250	50	1,0-2,0	7,0-12	1350	1750	1180	1360	2080	32x80
POT M 430/3	3	430	4000	520	250	70	1,5-2,5	10-17	1330	1730	1180	1360	2070	32x80
POT M 555/3	3	550	5000	900	250	70	2,0-3,0	17-20	1450	1900	1360	1570	2300	50x100